



The Score

A Quarterly Update on Adagio Accounting



Volume 4 Issue 2

DataCare protects your data

Adagio DataCare automatically checks all your Adagio data, unattended!

Despite your best intentions, it's sometimes difficult to maintain good data backup habits. Time taken at the end of your busy day always seems to be needed for something else. The result can be a damaged Adagio database that's only occasionally backed up, leading to the day when you need that data and all the backup copies are also damaged.

To avert such a catastrophe, Softrak developed DataCare, a sophisticated data integrity checker that works while you sleep. Set up Adagio DataCare once, and let it work its magic every night while your accounting staff are at home. It opens and reads all your accounting data files, validates the information in the files, and creates a log of the work performed. Tell DataCare to run a job at a specific time, and leave it running on your desktop, or let the Windows Scheduler automatically launch

DataCare and execute the checking you need overnight.

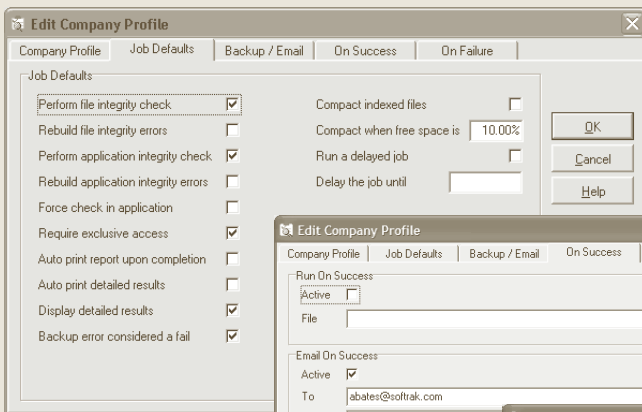
DataCare will automatically send you an e-mail on success or failure of the integrity check. You can decide to have the job log transmitted as part of the e-mail too.

If you are running multiple Adagio modules, or working with multiple company data sets, Adagio DataCare will provide peace of mind and ensure the integrity of your accounting data. DataCare provides both a File Integrity Check for all Adagio modules, and Application Integrity Check for all core modules the day it's installed.

Create DataCare jobs, identifying which modules to check, and what to do on success or failure. Automatically create backups, and copies of backups on alternative machines on your network - protecting you from hard disk failure. DataCare will automatically keep as many backup sets as you desire, and delete obsolete backups automatically.

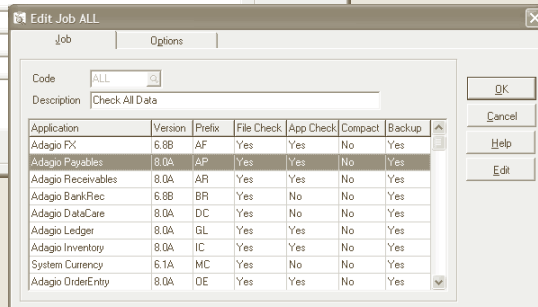
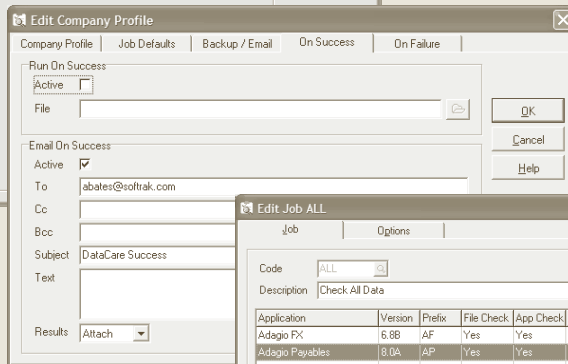
Adagio Upgrades and Service Packs

You can find a complete list of Adagio upgrades and service packs at www.softrak.com/products/announce. If your Adagio software is on an Upgrades Plan or a Support&Upgrades Plan, you should have already been notified of any new upgrades and service packs. Otherwise, please call us to order your plans and protect your investment in your Adagio accounting software.



Use DataCare to automatically compact your accounting data, freeing up space from records marked for deletion. Smaller files mean faster backups, faster day ends and posting and an overall performance improvement.

Peace of mind has never been easier! 🎵



Automatically make and copy backups, control which checks are performed, and email people on the success or failure of the job.

Brought to you by...



BAMPH Consulting Services
73 Excel Road, Elizabeth Park
Christ Church BB15092 Barbados
Cell: (246) 230-5277
Tel: (246) 423-4509
Fax: (246) 423-3133
Email: PeterB@BAMPH.biz

Defining DataCare jobs is easy.

Check out Adagio Resource Live!

Adagio Resource Live! online meetings highlight features in Adagio and provide tips and tricks for users.

Adagio Developer Partners are invited to show their products and services. End users can submit suggestions and questions by email in advance, or bring them up at the end of the online meeting.

The technology used for the Adagio Resource Live! web meetings is **GoToMeeting**; there is no charge to attend the meeting on the web, but the audio portion is a conference call over the phone. There is a limited number of video connections, but no limit to the conference call connections.

Meetings are no longer than an hour so that they can fit into your busy day. To ensure all who want to can participate, the same meeting is held four times over two consecutive days, at 10:00am or 1:00pm Pacific time. End users should reserve their space as soon as possible for the earliest session, so others can overflow to a later session.

To find out what topics are coming up, and to register for one of the currently scheduled meetings, visit www.softrak.com/usergroups/index.php.

Ledger: Multiple Open Companies

How do I keep multiple GL companies open simultaneously? I want to easily jump between companies without having to close one to get to the other.

When you wish to open Adagio Ledger (or other Adagio programs) for a second company while leaving the first company open, it is just a matter of using the shortcut again to start Ledger again. You will see a (2) after the company name in the window title bar, indicating that it is the second company opened at the same time. This does consume a lanpak license until one of the companies is closed.

You can create and name shortcuts for each company, so it is easier to open Adagio on the company you want. Just edit the shortcut and put data parameters in the shortcut target:

H:\softrak\alwin\alwin.exe /dH:\softrak\data /eDAT

It is also a good idea to edit the background colors (in the company profile) so edits are not made to the wrong company by mistake.

KOM Number Changers

Need to change some numbers?

Over time, some companies' organizational and reporting needs change, requiring a change to their account numbering scheme. Sometimes new accounts are added incorrectly. With **Customer Number Change, GL Account Code Change, Item Number Change** and **Vendor Number Change**, these changes are a snap. Each tool gives Adagio users the ability to change or combine existing codes throughout Adagio.

Every business needs creative ideas to stay ahead of their competition. Outdated code number schemes can be changed to take advantage of a newer and better structure for doing business. Coding problems can be solved rather than just masked over. A number change tool helps you stay organized and lets you correct decisions that were unchangeable in the past. Mistakes are easily rectified. You can rearrange and combine codes knowing that your historical data and related data in other modules will be changed, too.

Find out more about number change utilities at www.komassoc.com/softrak/ontheweb.

Adagio Reminders

Don't forget these handy features when you are using Adagio. They can make your work much easier!

Use the **search function** when print-previewing a management report to find information in the report. Enter the search item in the entry field next to the binoculars and click the binocular button; the next occurrence of the string you entered will show in the print-preview window. Use this tip to find misplaced transactions in a GL Detail Listing or Transaction report.

Use the **Column Editor** to choose fields to display in the grid. First double-click on a column title to bring up the Column Editor; then select the field you want from the data table. In Receivables or Payables, you could show the outstanding balance; in Order Entry, show the total order value.

Hold down the **Alt key** and press the **short-cut key** to activate a short-cut to choose a menu item, move to an entry field, select a tab, or push a button. The short-cut key is any underlined character on a button or form. ♪